



MATERIALS

Bernat® Softee® Chunky™ (100 g/3.5 oz; 99 m/108 yds)

Sizes XS/S M L XL 2/3XL 4/5XL

WOMAN'S

	Main Color (MC)	6 (7)	7 (8)	8 (9)	10 (11)	11 (12)	12 (12)	balls
Wine (28532)								
	Contrast A	1	1	1	1	1	1	ball
Pumpkin (28630)								
	Contrast B	1	1	1	1	1	1	ball
Redwood (28522)								
	Contrast C	1	1	1	1	1	1	ball
Rouge (28531)								

MAN'S

	Main Color (MC)	6 (7)	7 (8)	8 (9)	10 (11)	11 (12)	12 (12)	balls
Black (28040)								
	Contrast A	1	1	1	1	1	1	ball
Grey Ragg (28047)								
	Contrast B	1	1	1	1	1	1	ball
True Grey (28044)								
	Contrast C	1	1	1	1	1	1	ball
Grey Heather (28046)								

Sizes 6.5 mm (U.S. 10½) and 8 mm (U.S. 11) circular knitting needles 24" [60 cm] long. Set of four sizes 6.5 mm (U.S. 10½) and 8 mm (U.S. 11) double-pointed knitting needles **or size needed to obtain gauge**. Separating zipper 26" [66 cm] long for Woman's or 28" [71 cm] long for Man's. 5 st holders.

SIZES

To fit bust/chest measurement

Extra-Small/Small	28-34" [71-86.5 cm]
Medium	36-38" [91.5-96.5 cm]
Large	40-42" [101.5-106.5 cm]
Extra-Large	44-46" [112-117 cm]
2/3 Extra-Large	48-54" [122-137 cm]
4/5 Extra-Large	56-62" [142-157.5 cm]

Finished bust/chest

Extra-Small/Small	38½" [98 cm]
Medium	42" [106.5 cm]
Large	46½" [118 cm]
Extra-Large	50" [127 cm]
2/3 Extra-Large	57½" [146 cm]
4/5 Extra-Large	62½" [158.5 cm]

GAUGE

11 sts and 14 rows = 4" [10 cm] with larger needles in stocking st.

ABBREVIATIONS: www.bernat.com/abbreviations

Alt = Alternate(ing)	P = Purl
Beg = Beginning	P2tog = Purl next 2 stitches together
Cont = Continue(ity)	P2togtbl = Purl next 2 stitches together through back loops
Dec = Decrease(ing)	Pat = Pattern
Inc(s) = Increase 1 stitch by knitting into front and back of next stitch	Rem = Remaining
K = Knit	Rep = Repeat
K2tog = Knit next 2 stitches together	Rnd(s) = Round(s)
M1 = Make 1 stitch by picking up horizontal loop lying before next stitch and knitting into back of loop	RS = Right side
	Ssk = Slip next 2 stitches knitwise one at a time. Pass them back onto left-hand needle, then knit through back loops together
	St(s) = Stitch(es)
	WS = Wrong side



INSTRUCTIONS

The instructions are written for smallest size. If changes are necessary for larger sizes the instructions will be written thus (). Numbers for each size are shown in the same color throughout the pattern. When only one number is given in black, it applies to all sizes.

Note: Body is worked in one piece to armholes.

CAPS

With MC and smaller circular needle, cast on **105 (115-127-137-157-171)** sts. **Do not** join. Working back and forth across needle in rows, proceed as follows:

1st row: (RS). K1. *P1. K1. Rep from * to end of row.

2nd row: P1. *K1. P1. Rep from * to end of row.

Rep last 2 rows of (K1. P1) ribbing for 2" [5 cm], ending with a 2nd row and inc 1 st at center of last row. **106 (116-128-138-158-172)** sts.

Change to larger circular needle and proceed in stocking st until work from beg measures 17" [43 cm] for Woman's or 19" [48 cm] for Man's, ending with a purl row.

Divide for Fronts and Back: **K29 (31-34-37-43-46)** for Right Front. Slip last **4 (4-4-4-6-6)** sts onto a st holder. **K52 (58-64-68-78-86)** for Back (including st on needle after cast off). Slip last **4 (4-4-4-6-6)** sts onto a st holder. **K25 (27-30-33-37-40)** for Left Front. Leave all sts on a spare needle.

SLEEVES

With MC and smaller double-pointed needles, cast on 30 sts. Divide sts evenly on 3 needles. Join in rnd, placing a marker on first st.

1st rnd: *K1. P1. Rep from * around.

Rep last rnd of (K1. P1) ribbing for 2½" [6 cm].

Change to larger double-pointed needles and knit in rnds, inc 1 st at beg and end of next and every following **10th (8th-6th-6th-6th-4th)** rnd until there are **42 (36-42-48-40-56)** sts.

Sizes M, L and 2/3XL only: Inc 1 st each at each end of every following **(10th-8th-4th)** rnd from previous inc until there are **(44-46-54)** sts.

All sizes: Cont even until work from beg measures **18 (18-18-18-17-16)" [45.5 (45.5-45.5-45.5-43-40.5) cm]** for Woman's or 19½" [49.5 cm] for Man's.

Next row: **K2 (2-2-2-3-3)**. Slip these sts onto a st holder. **K38 (40-42-44-48-50)**. Slip last **2 (2-2-2-3-3)** sts onto a st holder. Leave rem sts on a spare needle.

YOKE

With WS facing, MC and larger circular needle, **P25 (27-30-33-37-40)** of Left Front, **P38 (40-42-44-48-50)** of left Sleeve, **P48 (54-60-64-72-80)** of Back, **P38 (40-42-44-48-50)** of right Sleeve, **P25 (27-30-33-37-40)** of Right Front. **174 (188-204-218-242-260)** sts.

Sizes XS/S, M, XL, 2/3XL and 4/5XL only: **Next row:** With MC, **K0 (0-4-1-0)**. [**K29 (47-21-24-65)**. M1] **6 (4-10-10-4)** times. **K0 (0-4-1-0)**. **180 (192-228-252-264)** sts.

Next row: Purl.

Note: When working from charts, carry yarn not in use loosely across WS of work, but never over more than 4 sts. When it must pass over more than 4 sts, weave it over and under center point of sts its being passed over. The colors are never twisted around one another.

All sizes: Work Chart **I (I-I-I-II-II)** in stocking st to end of chart, **reading knit rows from right to left and purl rows from left to right**, noting 12-st rep will be worked **15 (16-17-19-21-22)** times. **60 (64-68-76-84-88)** sts.

Shape neck: 1st row: (RS). With MC, **K2 (3-3-3-4-5)**. Slip these sts on a st holder. **K2 (0-2-3-2-3)**. [**K2tog. K8 (6-6-7-8-8)**] **5 (7-7-7-7-7)** times. **K2tog.** Knit to end of row. **52 (53-57-65-72-75)** sts.

2nd row: Slip first **2 (3-3-3-4-5)** sts onto a st holder. Rejoin MC to next st and purl to end of row. **50 (50-54-62-68-70)** sts.

3rd row: ssk. **K2 (2-3-0-3-1)**. [**K2tog. K6 (6-4-6-6-7)**] **5 (5-7-7-7-7)** times. **K2tog. K2 (2-3-0-3-0)**. **K2tog. 42 (42-44-52-58-60)** sts.

4th row: P2tog. Purl to last 2 sts. P2togtbl. **40 (40-42-50-56-58)** sts.

5th row: ssk. **K2 (2-3-2-1-2)**. [**K2tog. K4 (4-4-6-5-5)**] **5 (5-5-5-7-7)** times. **K2tog. K2 (2-3-2-0-1)**. **K2tog. 32 (32-34-42-46-48)** sts.

Sizes XL, 2/3XL and 4/5XL only: **6th row:** P2tog. Purl to last 2 sts. P2togtbl. **(40-44-46)** sts.

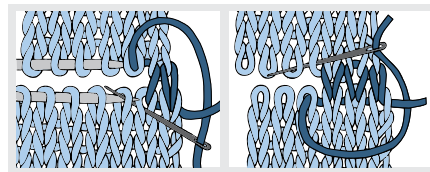
7th row: **K(2-0-1)**. [**K2tog. K(5-4-4)**] **(5-7-7)** times. **K2tog. K(1-0-1)**. **(34-36-38)** sts.

All sizes: **Next row:** Purl. Leave rem sts on a st holder.

FINISHING

Pin all pieces to measurements. Cover with a damp cloth, leaving cloth to dry.

Graft underarm seams.



Neckband: With RS facing, MC and smaller circular needle, **K2 (3-3-3-4-5)** from front st holder. Pick up and knit **8 (8-8-10-10-10)** sts up right front neck edge. **K32 (32-34-34-36-38)** from st holder, dec 1 st at center of back. Pick up and knit **8 (8-8-10-10-10)** sts down left front neck edge. **K2 (3-3-3-4-5)** from front st holder. **51 (53-55-59-63-67)** sts.

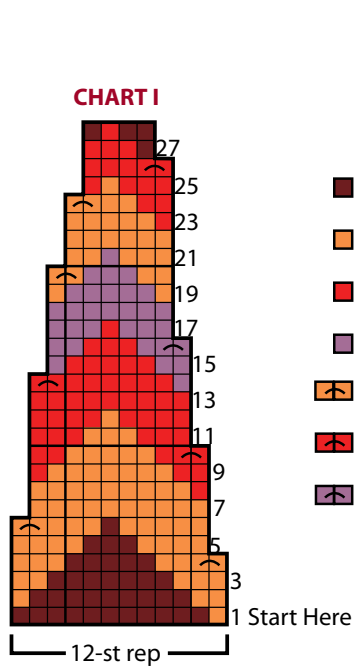
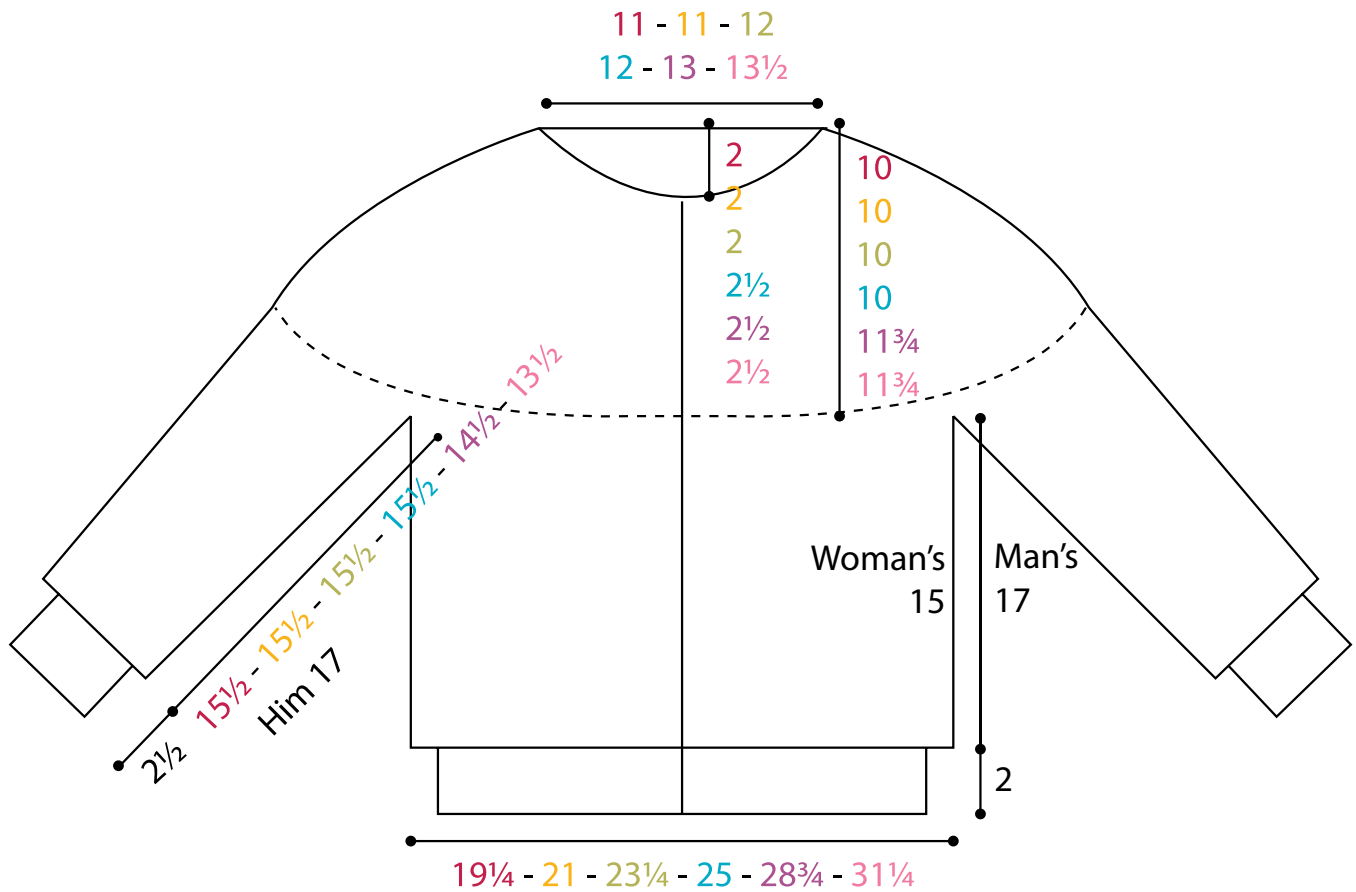
1st row: (WS). K1. *P1. K1. Rep from * to end of row.

2nd row: P1. *K1. P1. Rep from * to end of row.

Rep last 2 rows twice more. Cast off in ribbing.

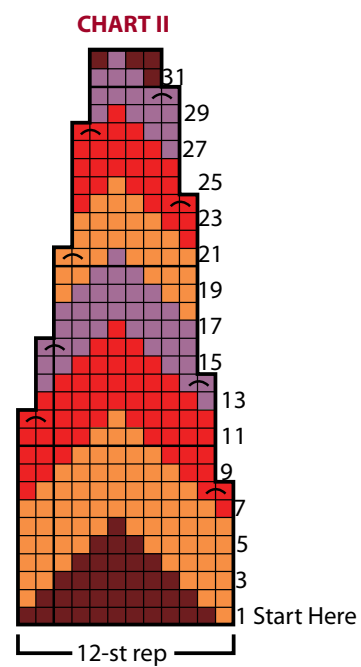
Zipper edging: With RS facing, MC and smaller circular needle, pick up and knit **67 (68-70-71-71-72)** sts for Her or **72 (73-75-76-76-77)** sts for Him evenly up front edge. Cast off. Rep for other side.

Finishing: Sew zipper in position.



Sizes XS/S, M, L and XL

- ### KEY
- = MC
 - = A
 - = B
 - = C
 - ⌞ = With A, K2tog
 - ⌞ = With B, K2tog
 - ⌞ = With C, K2tog



Sizes 2/3XL and 4/5XL