



## MATERIALS

Caron® Simply Soft™ (6 oz/170 g; 315 yds/288 m)

**Contrast A** Bone (39703) **1 ball**

**Contrast B** Burgundy (39762) **1 ball**

**Contrast C** Red (39729) **1 ball**

**Contrast D** Fuchsia (39764) **1 ball**

Size U.S. K/10½ (6.5 mm) flexible cable Tunisian crochet hook **or size needed to obtain gauge.** Size U.S. G/6 (4 mm) standard crochet hook for edging.

## ABBREVIATIONS:

**Approx** = Approximately

**Ch** = Chain(s)

**Cont** = Continue

**Dc** = Double crochet

**Pat** = Pattern

**Rem** = Remaining

**Rep** = Repeat

**Rnd(s)** = Round(s)

**RS** = Right side

**Sc** = Single Crochet

**Sl st** = Slip stitch

**St(s)** = Stitch(es)

**Tks** = Tunisian knit stitch

**Tog** = Together

**WS** = Wrong side

**Yoh** = Yarn over hook

 CROCHET | SKILL LEVEL: INTERMEDIATE

## MEASUREMENTS

Approx 10" [25.5 cm] deep x 25" [63.5 cm] around.

## GAUGE

16 sts and 16 rows = 4" [10 cm] in Tunisian Knit St pat.

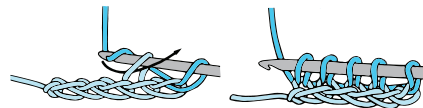
## INSTRUCTIONS

**Note:** Work all rows with RS of work facing.

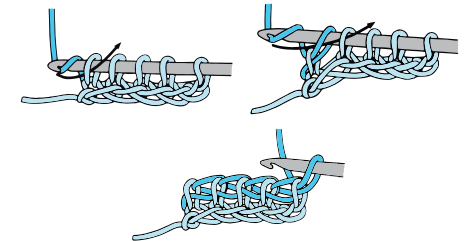
With A and Tunisian hook, ch 105.

**Note:** Work into horizontal bumps at back of foundation chain for 1st row.

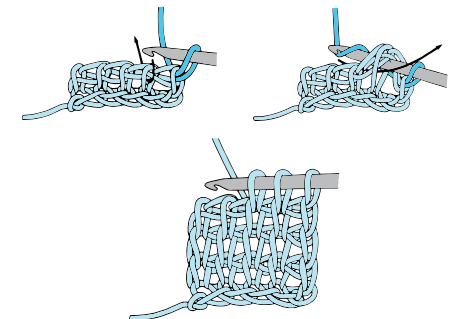
**1st row: Forward pass (Right to Left):** Insert hook into 2nd ch from hook. Yoh, draw loop through and leave on hook. \*Insert hook in next ch. Yoh, draw loop through and leave on hook. Rep from \* to end of chain. **Do not** turn. 105 sts on hook.



**Return pass (Left to right):** Yoh and draw through first loop on hook for selvedge st. \*Yoh and draw through 2 loops on hook. Rep from \* until 1 loop rem on hook. **Do not** turn. Loop rem on hook becomes first st of next row.



**\*\*2nd row: Forward pass (Right to Left):** Skip first st (directly below loop on hook). \*Insert hook from front to back into next stitch below chains formed by previous row. Yoh, draw loop through and leave on hook - Tks made. Rep from \*



across, working last st through 2 loops at edge. **Do not** turn.

**Return pass (Left to Right):** Work as

Return Pass for 1st row.\*\*


Rep from \*\* to \*\* for Tunisian knit st (Tks) Pat once more.

**Note:** Carry colors when not in use **loosely** across WS of work.

Chart shows first st (loop on hook after return pass) and last st.

Color 'set-up' does not change during return pass rows.

At end of return pass note to change color by drawing through last 2 loops on hook to proceed with new color in following row.



**Place chart: Next row: Forward pass**

**(Right to left):** Skip first st (directly below loop on hook). Work 3 more Tks. \*With B, work 1 Tks. With A, work 3 Tks. Rep from \* to last st. With A, work last Tks. **Do not** turn.

**Return pass (Left to Right):** With A, yoh and draw through first loop on hook for selvedge st. (Yoh and draw through 2 loops on hook) 3 times. \*With B, yoh and draw through 2 loops on hook. With A, (yoh and draw through 2 loops on hook)

3 times. Rep from \* across, ending with A, yoh and draw through last 2 loops at edge. **Do not** turn.

Row 1 of Chart is complete.

Cont working rem of Chart in Tks Pat, noting 4-st rep will be worked 25 times. Fasten off.

Sew sides tog to form Cowl.

**Bottom edging: 1st rnd:** (RS). With size U.S. G/6 (4 mm) crochet hook, join B with sl st at top of seam edge. Ch 1. Work 104 sc evenly around. Join with sl st to first sc.

**2nd rnd:** Ch 3 (counts as dc). *Working in back loops only*, 1 dc each sc around. Join with sl st to top of ch 3.

**3rd rnd:** Ch 3 (counts as dc). 1 dc in each dc around. Join with sl st to top of ch 3.

Fasten off.

Fold edging towards WS and sew in position.

**Top edging:** With A, work as for Top edging.

Chart

