

**MATERIALS**

**Caron® Simply Soft®** (Solids: 6 oz/170.1 g; 315 yds/288 m;  
Heathers: 5 oz/141.7 g; 250 yds/228 m)

**BRIGHT**

- Contrast A** Pagoda (COL0014) **3 balls**
- Contrast B** Cool Green (39770) **2 balls**
- Contrast C** Fuchsia (39764) **2 balls**
- Contrast D** Gold (39782) **1 ball**
- Contrast E** Dark Country Blue (39711) **1 ball**

**TRADITIONAL**

- Contrast A** Autumn Red (39730) **3 balls**
- Contrast B** Off White (39702) **2 balls**
- Contrast C** Chartreuse (39771) **2 balls**
- Contrast D** Cool Green (39770) **1 ball**
- Contrast E** Charcoal Heather (H9508) **1 ball**

**NEUTRAL**

- Contrast A** Charcoal Heather (H9508) **3 balls**
- Contrast B** Off White (39702) **2 balls**
- Contrast C** Grey Heather (H9509) **2 balls**
- Contrast D** Black (39727) **1 ball**
- Contrast E** Blue Mint (B9608) **1 ball**

Size U.S. H/8 (5 mm) crochet hook **or size needed to obtain gauge.**  
Large-eyed blunt-ended darning needle.

**ABBREVIATIONS:**


- |                                 |                            |                           |
|---------------------------------|----------------------------|---------------------------|
| <b>Approx</b> = Approximate(ly) | <b>Dc</b> = Double crochet | <b>Sp(s)</b> = Space(s)   |
| <b>Beg</b> = Begin(ning)        | <b>Pat</b> = Pattern       | <b>St(s)</b> = Stitch(es) |
| <b>Ch</b> = Chain(s)            | <b>Rep</b> = Repeat        | <b>Tog</b> = Together     |
| <b>Cont</b> = Continue(ity)     | <b>RS</b> = Right side     |                           |
|                                 | <b>Sc</b> = Single crochet |                           |



**BRIGHT**



**TRADITIONAL**



**NEUTRAL**

 CROCHET | SKILL LEVEL: EASY

**MEASUREMENTS**

Approx 46" x 71" [117 x 180 cm]  
(excluding fringe).

**GAUGE**

13 sc and 14 rows = 4" [10 cm].

## INSTRUCTIONS

With A, ch 166.

**1st row:** (RS). 1 dc in 6th ch from hook (counts as 1 dc. Ch 1. 1 dc). \*Ch 1. Miss next ch. 1 dc in next ch. Rep from \* to end of ch. 163 sts or 81 ch-1 sps. Turn.

**2nd row:** Ch 4 (counts as dc and ch 1). \*1 dc in next dc. Ch 1. Rep from \* across, ending with 1 dc in 3rd ch of turning ch. Join D. Turn.

**3rd row:** With D, as 2nd row. Join A. Turn.

**4th and 5th rows:** With A, as 2nd row. Join B. Turn.

**6th and 7th rows:** With B, as 2nd row. Join C. Turn.

**8th and 9th rows:** With C, as 2nd row. Join B. Turn.

**10th row:** With B, as 2nd row. Join C. Turn.

**11th and 12th rows:** With C, as 2nd row. Join A. Turn.

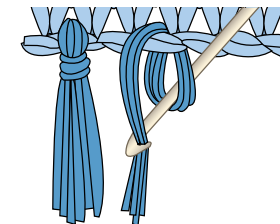
**13th and 14th rows:** With A, as 2nd row. Join D. Turn. Rep 3rd to 14th rows for pat 8 times more, then rep 3rd to 5th rows once. Fasten off.

**Weaving:** Cut lengths of yarn approx 96" [245 cm] long. Taking 3 strands tog, thread onto darning needle and beg at lower edge, weave vertically under and over

rows in ch-1 sps up to top edge, noting strands will alternate 'under' and 'over' rows to create woven appearance.

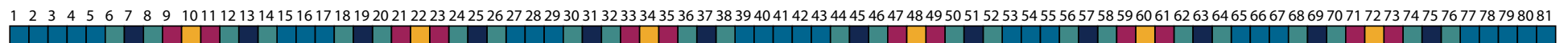
With RS of Blanket facing, weave strands from left to right in the following color sequence (see diagram) (leaving approx 9" [23 cm] at each end for fringe): (A) 5 times. \*B. E. B. C. D. C. B. E. B.\*\* (A) 3 times.\* Rep the sequence of 12 strands between \* to \* once more, then rep from \* to \*\* once. (A) 5 times. Rep the sequence between \* to \* twice more, then rep from \* to \*\* once. (A) 5 times.

**Fringe:** Cut lengths of yarn approx 18" [45.5 cm] long. Taking 2 strands tog, fold strands in half and knot into fringe, matching 3-strand weaving group ends at top and bottom edges of Blanket. Trim fringe evenly.



## WEAVING DIAGRAMS

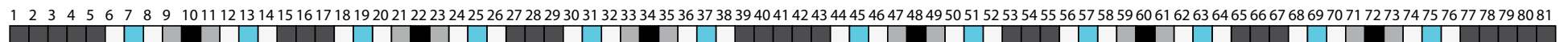
### BRIGHT



### TRADITIONAL



### NEUTRAL



### Key (BRIGHT)

- = Contrast A
- = Contrast B
- = Contrast C
- = Contrast D
- = Contrast E

### Key (TRADITIONAL)

- = Contrast A
- = Contrast B
- = Contrast C
- = Contrast D
- = Contrast E

### Key (NEUTRAL)

- = Contrast A
- = Contrast B
- = Contrast C
- = Contrast E