



MATERIALS

Caron® Simply Soft® (6 oz/170.1 g; 315 yds/288 m)

Main Color (MC) White (9701) **3 balls**

Contrast A Chartreuse (9771) **1 ball**

Contrast B Soft Green (9739) **1 ball**

Contrast C Gold (9782) **1 ball**

Contrast D Pumpkin (9765) **1 ball**

Size U.S. H/8 (5 mm) crochet hook **or size needed to obtain gauge.**



CROCHET | SKILL LEVEL: **EASY**

ABBREVIATIONS

Approx =

Approximately

Ch = Chain(s)

Cont = Continue(ity)

Dc = Double crochet

Pat = Pattern

Rep = Repeat

Rnd = Round

RS = Right side

Sc = Single crochet

Sl st = Slip stitch

Sp(s) = Space(s)

St(s) = Stitch(es)

MEASUREMENTS

Approx 37" x 42" [94 x 107 cm].

GAUGE

13 sc and 14 rows = 4" [10 cm].

13 sts (including dc and ch-1 sps) and 6 rows = 4" [10 cm] in Granny Pat.

INSTRUCTIONS

Notes:

- Blanket worked lengthwise.
- To change colors, work to last 2 loops on hook of first color. Draw new color through last 2 loops and proceed with new color.

Stripe Pat

Work 6 rows each color: MC, A, MC, B, MC, C, MC, D, MC.

These 54 rows complete Stripe Pat.

BLANKET

With MC, ch 139 (multiple of 4 ch + 3). See chart on page 2.

1st row: (RS). 3 dc in 8th ch from hook (skipped ch-7 counts as 1 dc, ch 1 and skip next 3 ch). *Ch 1. Skip next 3 ch. 3 dc in next ch. Rep from * to last 3 ch. Ch 1. Skip next 2 ch. 1 dc in last ch. Turn. 33 groups of 3-dc.

2nd row: Ch 3 (counts as dc). 2 dc in first ch-1 sp. *Ch 1. 3 dc in next ch-1 sp. Rep from * to last turning ch sp. Ch 1. 3 dc in turning ch sp. Turn. 34 groups of 3-dc.

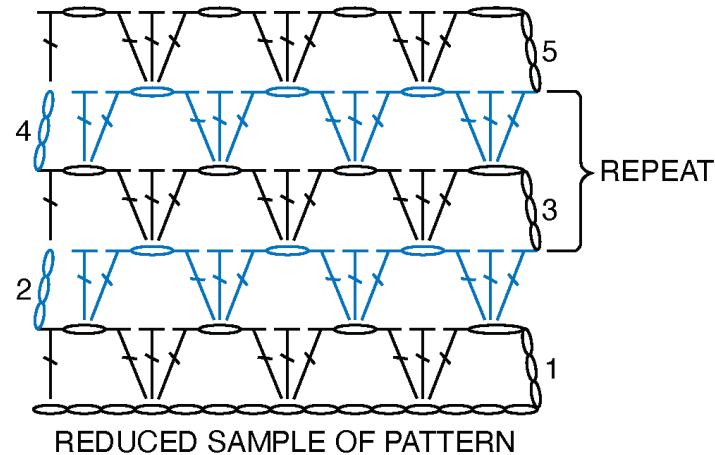
3rd row: Ch 4 (counts as dc and ch 1). *3 dc in next ch-1 sp. Ch 1. Rep from * to last group of 3 dc. 1 dc in top of turning ch. Turn. 33 groups of 3-dc.

4th row: Ch 3 (counts as dc), 2 dc in first ch-1 sp. *Ch 1, 3 dc in next ch-1 sp. Rep from * to last turning ch sp. Ch 1, 3 dc in turning ch sp. Turn. 34 groups of 3-dc. Last 2 rows form Granny Pat. First 4 rows of Stripe Pat are complete. Cont in Granny Pat until all 54 rows of Stripe Pat are complete. Fasten off.



FINISHING

Edging: 1st rnd: (RS). Join MC with sl st to any corner of Blanket. Ch 1. Work sc evenly around, having 3 sc in each corner. Join with sl st to first sc.

2nd rnd: Ch 1. 1 sc in each sc around, working 3 sc in each corner. Join with sl st to first sc. Fasten off.



STITCH KEY

-  = chain (ch)
-  = double crochet (dc)

