



 CROCHET | SKILL LEVEL: **BEGINNER**

### MEASUREMENTS

Approx 13" [33 cm] tall x 26" [66 cm] around.

### GAUGE

13 single crochet (sc) and 14 rows = 4" [10 cm].  
1 Granny Square Motif = 6½" [16.5 cm] square.

### INSTRUCTIONS

#### Granny Square Motif (make 8)

**Notes:** Instructions which appear in brackets ( ) should be treated as a group.

Right side (RS) of work is facing when working rounds.

With A, chain (ch) 4. Join with slip stitch (sl st) in first chain to form a ring.

**1st round:** Ch 3 (counts as dc). 2 double crochet (dc) in ring. (Ch 3. 3 dc) 3 times in ring. Ch 3. Join with sl st to top of ch 3. Fasten off.

**2nd round:** Join B with sl st in any ch-3 space (sp). Ch 3 (counts as dc). (2 dc. Ch 3. 3 dc) in same sp as last sl st. \*Ch 1. (3 dc. Ch 3. 3 dc) in next ch-3 sp - corner. Rep from \* twice more. Ch 1. Join with sl st to top of beginning (beg) ch 3. Fasten off.

**3rd round:** Join C with sl st to any corner ch-3 sp. Ch 3 (counts as dc). (2 dc. Ch 3. 3 dc) in same sp as last sl st. \*Ch 1. 3 dc in next ch-1 sp. Ch 1. (3 dc. Ch 3. 3 dc) in next ch-3 sp. Rep from \* twice more. Ch 1. 3 dc in next ch-1 sp. Ch 1. Join with sl st to top of ch 3. Fasten off.

**4th round:** Join D with sl st in any corner ch-3 sp. Ch 3 (counts as dc). (2 dc. Ch 3. 3 dc) in same sp as last sl st. \*(Ch 1. 3 dc in next ch-1 sp) twice. Ch 1. (3 dc. Ch 3. 3 dc) in next ch-3 sp. Rep from \* twice more. (Ch 1. 3 dc in next ch-1 sp) twice. Ch 1. Join with sl st to top of ch 3. Fasten off.

**5th round:** Join E with sl st in any corner ch-3 sp. Ch 3 (counts as dc). (2 dc. Ch 3. 3 dc) in same sp. \*(Ch 1. 3 dc in next ch-1 sp) 3 times. Ch 1. (3 dc. Ch 3. 3 dc) in next ch-3 sp. Rep from \* twice more. (Ch 1. 3 dc in next ch-1 sp) 3 times. Ch 1. Join with sl st to top of ch 3. Fasten off.

**FINISHING:** With E and using a flat seam, sew Granny Square Motifs together with RS facing into a strip 2 Motifs tall by 4 Motifs wide. Sew ends of strip together to form Cowl.

### MATERIALS

Caron® Simply Soft® (6 oz/170.1 g; 315 yds/288 m)

**Contrast A** Super Duper Yellow (9612) **1 ball**

**Contrast B** White (9701) **1 ball**

**Contrast C** Soft Pink (9719) **1 ball**

**Contrast D** Strawberry (0015) **1 ball**

**Contrast E** Soft Blue (9712) **1 ball**

Size U.S. H/8 (5 mm) crochet hook **or size needed to obtain gauge.** Yarn needle.

### ABBREVIATIONS:

**Approx** = Approximately

**Beg** = Beginning

**Ch** = Chain(s)

**Dc** = Double crochet

**Rep** = Repeat

**RS** = Right side

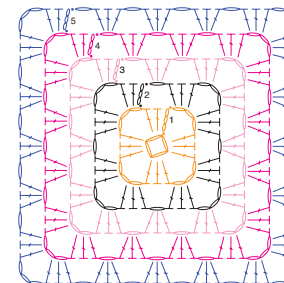
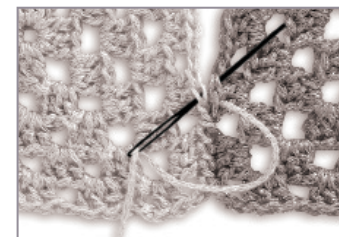
**Sc** = Single crochet

**Sl st** = Slip stitch




**Sp** = Space(s)

**St(s)** = Stitch(es)

### Flat Seam



### KEY

-  = chain (ch)
-  = slip stitch (sl st)
-  = double crochet (dc)